
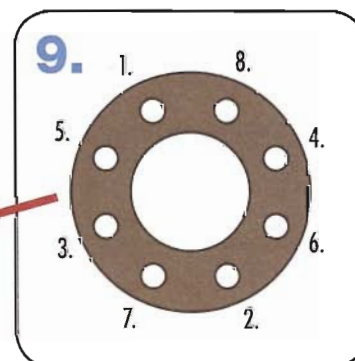

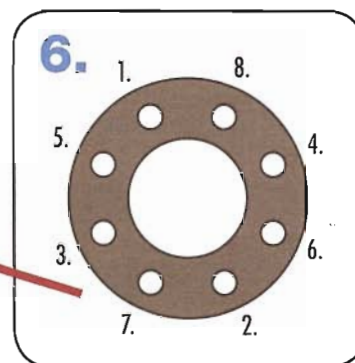





AVK Tauschschieber S12

Montageanleitung



AVK Tauschschieber S12

Tilenummer: XXXXXXXXXX



!
CHECK



AVK Mittelmann Armaturen GmbH
Schillerstraße 50
D-42489 Wülfrath
Tel.: +49 (0) 2058 901-01
Fax: +49 (0) 2058 901-110
e-mail: info@avkmittelmann.com
www.avkmittelmann.com

Schraubenauslegung am Sparflansch

Material: Stahl 8.8 oder VA 2 Sechskantschraube mit durchgängigem Gewinde

AVK Tauschschieber S12

DN/da	A	PN	Nm (min.)
50/66	25	10/16	75
60/77	25	10/16	75
65/82	25	10/16	75
80/98	30	10/16	75
100/118	30	10/16	75
125/144	40	10/16	75
150/170	40	10/16	150
200/222	50	10/16	150
250/274	50	10	150
250/274	50	16	200
300/326	50	10	150
300/326	50	16	200

Neendurchmesser	Druckstufe	Größe	min. Länge
DN 50	10/16	M 16	80 mm
DN 65	10/16	M 16	80 mm
DN 80	10/16	M 16	100 mm
DN 100	10/16	M 16	100 mm
DN 125	10/16	M 16	120 mm
DN 150	10/16	M 20	150 mm
DN 200	10/16	M 20	180 mm
DN 250	10	M 20	180 mm
DN 250	16	M 24	180 mm
DN 300	10	M 20	180 mm
DN 300	16	M 24	180 mm

